

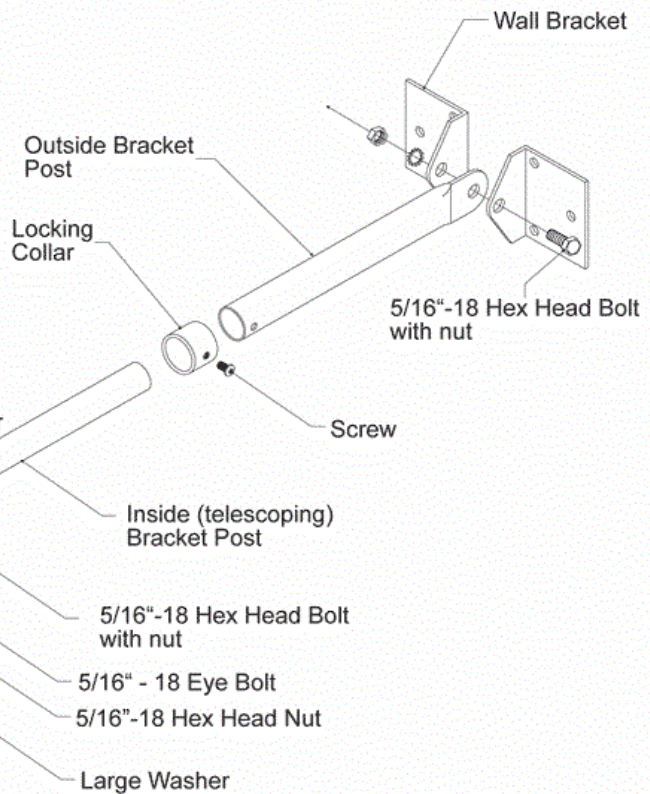


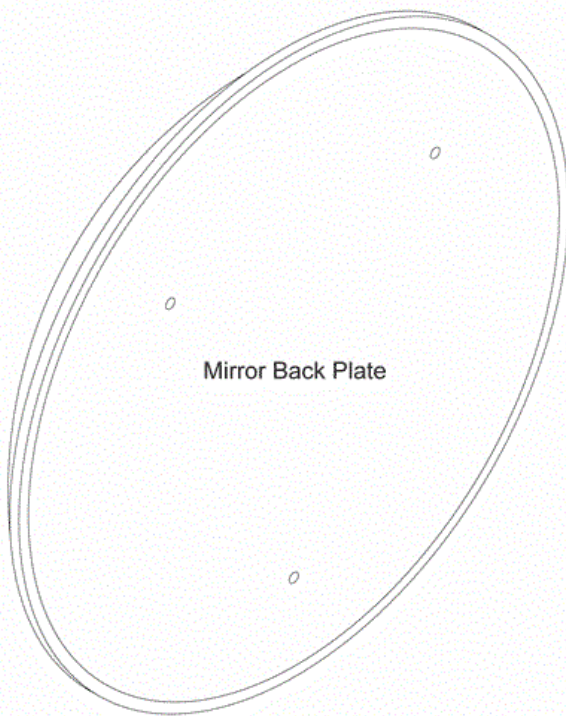
OUTDOOR CONVEX MIRROR BRACKETS

Installation Instructions

Hardware Contents:

- | | |
|----------------|-----------------|
| 6 Star Washers | 6 Nuts |
| 6 Bolts | 3 Screws |
| 3 Eyebolts | 3 Large Washers |

Note: 12" & 18" CVOs Only Use 2 Brackets
 26", 30", 36", & 48" Use 3 Brackets



After desired alignment, tighten all screws and nuts.
CAUTION: Do Not Over Tighten